

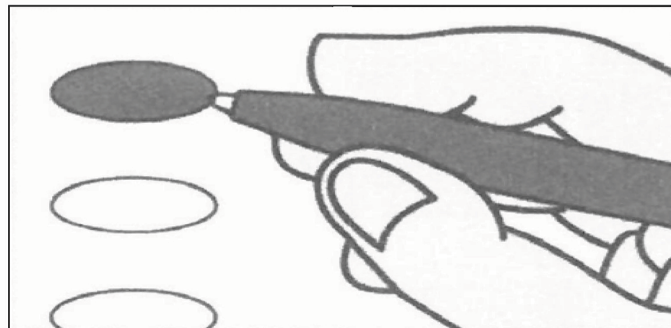
★ ★ ★ 1, 2, 3, VOTE ★ ★ ★

How Maryland Votes

1 Mark Ballot

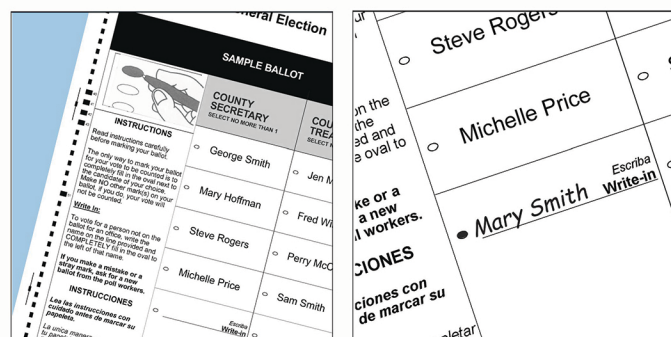
Mark the oval to the left of your choice using a black ballpoint pen.

In a general election only, to cast write-in votes, mark the oval next to the write-in space, then print the candidate's name.




2 Review Ballot

Review that your ballot is marked correctly. Did you turn it over? There may be contests on the other side!



3 Scan Ballot

Insert your ballot into the scanning unit. Your ballot can be tabulated in any orientation (right side up, backward, or upside down). A Thank you for voting screen will appear after your ballot is accepted and dropped into the secure ballot box.



Correctly marking your ballot

BEST VOCAL ARTIST Vote For Not More Than TWO	
<input type="radio"/>	FRANK SINATRA
<input checked="" type="radio"/>	ELVIS
<input type="radio"/>	PATSY CLINE
<input checked="" type="radio"/>	JANIS JOPLIN
<input type="radio"/>	BUDDY HOLLY
<input type="radio"/>	BARRY WHITE
<input type="radio"/>	BILLIE HOLIDAY

CORRECT

BEST VOCAL ARTIST Vote For Not More Than TWO	
<input checked="" type="radio"/>	FRANK SINATRA
<input type="radio"/>	ELVIS
<input type="radio"/>	PATSY CLINE
<input checked="" type="radio"/>	JANIS JOPLIN
<input checked="" type="radio"/>	BUDDY HOLLY
<input checked="" type="radio"/>	BARRY WHITE
<input type="radio"/>	BILLIE HOLIDAY

INCORRECT

IT IS IMPORTANT TO MARK YOUR BALLOT PROPERLY BEFORE INSERTING IT INTO THE SCANNING UNIT TO ENSURE THAT YOUR VOTES ARE COUNTED CORRECTLY.

- Completely fill in the oval to the left of your choice using a black ballpoint pen. Do not use an "x" or other mark.
- Do not mark more than the allowable number of selections for each contest.
- If you make a mistake when marking your ballot, ask an election worker for a new ballot.
- Make sure all of your choices are marked correctly.

DO NOT FOLD YOUR BALLOT BEFORE INSERTING IT INTO THE SCANNING UNIT.